

SUBMERSIBLE PRESSURE TRANSMITTER

Swiss based Trafag is a leading international supplier of high quality sensors and monitoring instruments for measurement of pressure and temperature. The new Submersible Pressure Transmitter ECL is based on Trafag's own thick-film-on-ceramic technology. The optionally configurable pressure ranges can be adapted individually via interface tool and Smartphone App.



Applications

- Shipbuilding
- Process technology
- Water treatment (wastewater, grey-water, drinking water)
- Seawater
- Level of oils and fuels



OEM-version

Features

- Suitable for thick and viscous media
- Different materials for optimum media compatibility
- Lightning protection integrated
- Configurable measuring ranges

Technical Data			
Measuring principle	Thick-film-on-ceramic	Media temperature	max. -25°C ... +70°C
Measuring range	0 ... 0.1 to 0 ... 2.0 bar 0 ... 1.5 to 0 ... 30 psi	Ambient temperature	max. -25°C ... +70°C
Output signal	4 ... 20 mA	Approval / conformity	DNV-GL EU RO Mutual Recognition Type Approval Certificate
Accuracy @ 25°C typ.	± 0.3 % FS typ. Range 0 ... 0.1 to 0 ... 0.2 bar: ± 0.5 % FS typ.		

06/2019

Data sheet H72336g

Subject to change

Ordering information/type code

				8439 . XX	XX	XX	XX	XX	XX	
Measuring range ¹⁾	Pressure measurement range [bar]	Over pressure [bar]	Burst pressure [bar]	Pressure measurement range [psi]	Over pressure [psi]	Burst pressure [psi]				
	0 ... 0.1	1.2	2	0 ... 1.5	15	30	F6			
	0 ... 0.16	1.2	2	0 ... 2	15	30	F7			
	0 ... 0.2	1.2	2	0 ... 2.5	15	30	F8			
	0 ... 0.4	1.2	2	0 ... 5	15	30	F9			
	0 ... 0.5	1.2	2	0 ... 6.5	15	30	F4			
	0 ... 0.6	1.2	2	0 ... 7.5	15	30	G0			
	0 ... 1.0	2	3	0 ... 15	30	45	G1			
	0 ... 1.6	3.2	4.8	0 ... 20	45	70	G3			
	0 ... 2.0	3.2	4.8	0 ... 30	45	70	G2			
Configurable measuring ranges Standard, see table on page 3										
Sensor	Relative pressure									23
Housing	Housing AISI316L, standard version ²⁾									58
	Housing 1.4462, standard version ^{2) 3)}									55
	Housing AISI316L, OEM-version ²⁾									56
	Housing 1.4462, OEM-version ^{2) 3)}									50
	Housing AISI316L, Serto Connection ^{2) 3)}									60
Electrical connection	Cable PUR, Ø 6 mm, L = 5 m			Cable Radox, Ø 6 mm, L = 25 m						35
	Cable PUR, Ø 6 mm, L = 10 m			Cable Radox, Ø 6 mm, L = 30 m						36
	Cable PUR, Ø 6 mm, L = 15 m			Cable Radox, Ø 6 mm, customized (L = max. 50 m)						30
	Cable PUR, Ø 6 mm, L = 20 m			Cable PE, Ø 6 mm, L = 5 m						41
	Cable PUR, Ø 6 mm, L = 25 m			Cable PE, Ø 6 mm, L = 10 m						42
	Cable PUR, Ø 6 mm, L = 30 m			Cable PE, Ø 6 mm, L = 15 m						43
	Cable PUR, Ø 6 mm, customized (L = max. 50 m)			Cable PE, Ø 6 mm, L = 20 m						44
	Cable Radox, Ø 6 mm, L = 5 m			Cable PE, Ø 6 mm, L = 25 m						45
	Cable Radox, Ø 6 mm, L = 10 m			Cable PE, Ø 6 mm, L = 30 m						46
	Cable Radox, Ø 6 mm, L = 15 m			Cable PE, Ø 6 mm, customized (L = max. 50 m)						40
	Cable Radox, Ø 6 mm, L = 20 m									
Output signal	4 ... 20 mA									19
Accessories	Seal FKM / FPM / Viton									61
	Seal EPDM / TPE									63

¹⁾ Extended overpressure as well as customized pressure ranges upon request

²⁾ See "Dimensions"

³⁾ Upon request

Configurable measuring ranges standard

Pressure measuring range minimal	Pressure measuring range max. (nominal range)	Overpressure	Burst pressure	Ordering no.
0 ... 0.1	0 ... 0.3	1.2	2	C1
0 ... 0.15	0 ... 0.4	1.2	2	C2
0 ... 0.2	0 ... 0.6	1.2	2	C3
0 ... 0.35	0 ... 1.0	2	3	C4
0 ... 0.6	0 ... 1.6	3.2	4.8	C5
0 ... 0.85	0 ... 2.0	3.2	4.8	C6

All accuracy indications refer to the nominal measurement range and the respective span. When minimizing the span, the relative errors are increasing in relation of the maximum to the selected span.

i Configuration of the measuring ranges

All measuring ranges can be configured via Smartphone app (Android). The SMI Sensor Master Interface as well as the Smartphone, which are necessary for the configuration, are not part of the delivery. The Android app is available for free in the Google Play Store.

- Ordering No. SMI Sensor Master Interface: F90170
- Data sheet SMI Sensor Master Interface: H72618



Type	Type code	Housing	Cable material	Seal	Typical applications
Standard ¹⁾	8439.XX.2358.2X.19.61.XX	AISI316L			
OEM ¹⁾	8439.XX.2356.2X.19.61.XX	AISI316L / Brass nickel plated	PUR	FKM / Viton	General applications
Serto	8439.XX.2360.2X.19.61.XX	AISI316L			
Standard	8439.XX.2358.3X.19.61.XX	AISI316L			
OEM	8439.XX.2356.3X.19.61.XX	AISI316L / Brass nickel plated	Radox	FKM / Viton	Oils and fuels
Serto	8439.XX.2360.3X.19.61.XX	AISI316L			
Standard	8439.XX.2358.4X.19.63.XX	AISI316L			
OEM	8439.XX.2356.4X.19.63.XX	AISI316L / Brass nickel plated	PE	EPDM / TPE	Wastewater, grey-water, drinking water
Serto	8439.XX.2360.4X.19.63.XX	AISI316L			
Standard	8439.XX.2355.4X.19.63.XX	1.4462			
OEM	8439.XX.2350.4X.19.63.XX	1.4462 / Brass nickel plated	PE	EPDM / TPE	Seawater, Saline water
Standard	8439.XX.23.55.3X.19.63.XX	1.4462			
OEM	8439.XX.23.50.3X.19.63.XX	1.4462 / Brass nickel plated	Radox	EPDM / TPE	Marine applications ²⁾

Non-standard build-up combinations may be selected, whereas minimum order quantities may apply

¹⁾ Extra short lead time

²⁾ Cable PUR or PE only usable inside tank

Specifications		
Electrical Data	Output / supply voltage	4...20 mA: 24 (9...32) VDC
	Rise time	Typ. 1 ms / 10 ... 90 % nominal pressure
	Switch-on-delay	100 ms
Environmental conditions	Media temperature ¹⁾	max. -25°C ... +70°C
	Ambient temperature	max. -25°C ... +70°C
	Protection	IP68 (2.0 bar/20 m)
	Vibration	20 g (40 ... 2000 Hz) 15 grms (20 ... 2000 Hz)
	Shock	50 g / 8 ms
EMC Protection	Emission	EN/IEC 61000-6-3 / DNVGL-CG-0339
	Immunity	EN/IEC 61000-6-2 / DNVGL-CG-0339
Mechanical Data	Sensor (wetted parts)	Ceramic, Al ₂ O ₃ (96%)
	Pressure connection (wetted parts)	1.4404 (AISI316L) or 1.4462 (AISI318LN)
	Housing	1.4404 (AISI316L) or 1.4462 (AISI318LN) OEM-version: Screwed cable gland brass nickel plated
	Sealing	FKM (FPM, Viton), EPDM (TPE)
	Weight	~ 200 g (without cable) / OEM ~ 150 g

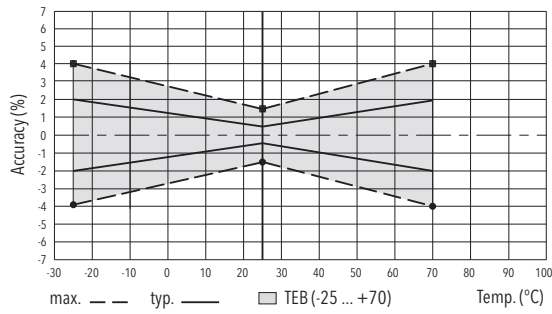
¹⁾ see table Temperature ranges

Temperature ranges		
Max. ambient and media temperature		-25°C ... +70°C
Cable PE	Code 8439.XX.23.XX.4X.19.XX	-20°C ... +65°C
Seal FKM with standard version	Code 8439.XX.23.55.XX.19.61 Code 8439.XX.23.58.XX.19.61	-20°C ... +70°C
Seal FKM with Serto connection	Code 8439.XX.23.60.XX.19.61	

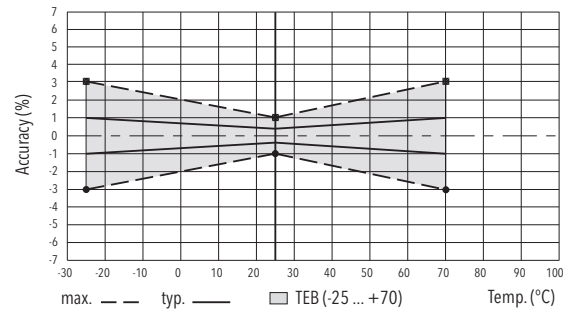
Accuracy			
		Measuring accuracy 0.3 % Measuring ranges ≥ 0.3 bar	Measuring accuracy 0.5 % Measuring ranges < 0.3 bar
TEB @ -25 ... +70°C	[% FS typ.]	± 1.0	± 2.0
Accuracy @ +25°C	[% FS typ.]	± 0.3	± 0.5
NLH @ +25°C (BSL)	[% FS typ.]	± 0.2	± 0.3
TC zero point and span	[% FS/K typ.]	± 0.02	± 0.02
Long term stability 1 year @ +25°C	[% FS typ.]	± 0.2	± 0.2

The indications of instruments with configurable measuring ranges refer always to the span of the maximum measuring range. When minimizing the span, the relative errors are increasing in relation of the maximum to the selected span.

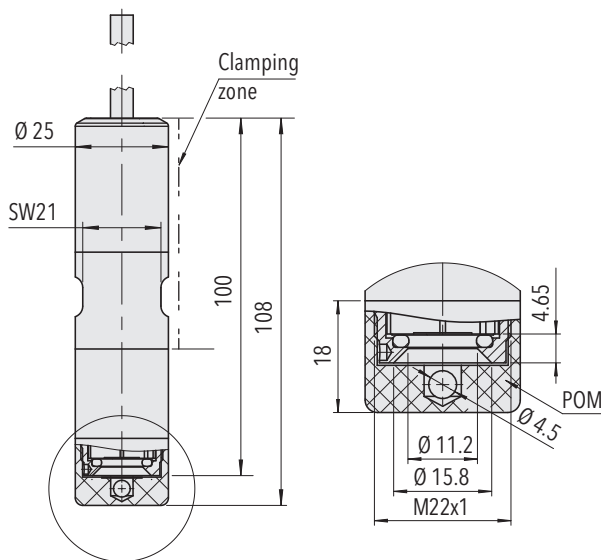
Measuring accuracy 0.5 %



Measuring accuracy 0.3 %

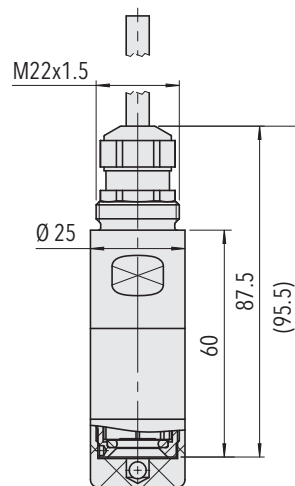


Dimensions



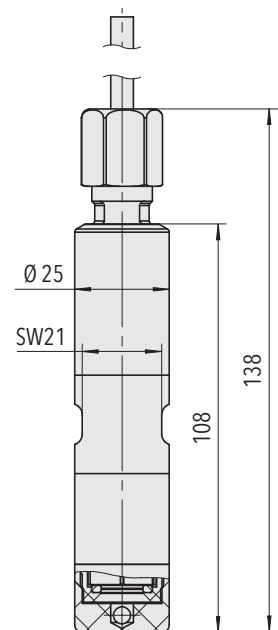
8439.XX.XX58/55.XX.XX.XX

Standard version



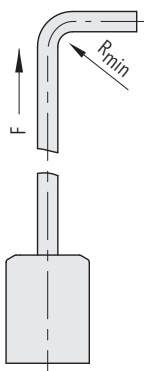
8439.XX.XX56/50.XX.XX.XX

OEM-version



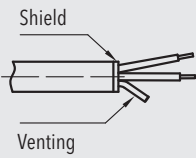
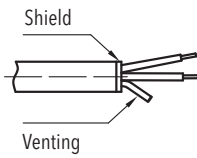
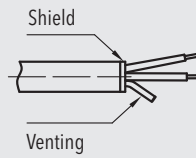
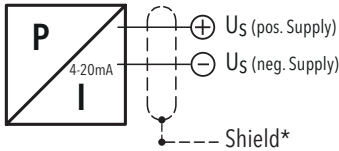
8439.XX.XX60.XX.XX.XX

Serto adapter SO 50021-12
 for stainless steel tubes with:
 outer diameter 12 mm
 inner diameter 8 mm



F = max. 12 kg (120 N)

Electrical connection

				Protection / electrical connection		
				IP68 (2.0 bar/20 m)	IP68 (2.0 bar/20 m)	IP68 (2.0 bar/20 m)
				Cable PUR Ø 6 mm (5x0.22mm ²)	Cable Radox Ø 6 mm (5x0.22mm ²)	Cable PE Ø 6 mm (5x0.22mm ²)
				2X	3X	4X
						
Output signal				white brown	white brown	white brown
	8439.XX.XXXX.XX.19			(yellow = not connected) (green = not connected) (red = not connected)	(yellow = not connected) (green = not connected) (red = not connected)	(yellow = not connected) (green = not connected) (red = not connected)
	Minimum cable bending radius R _{min}			40 mm	60 mm	30 mm
T-Range	Ambient and media temperature			-25°C ... +70°C	-25°C ... +70°C	-20°C ... +65°C

* Shield not connected

Additional information

Documents

Data sheet	www.trafag.com/H72336
Instructions	www.trafag.com/H73336
Flyer	www.trafag.com/H70690