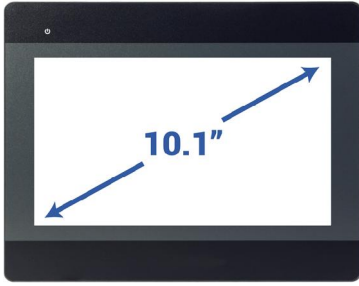




# HMI5100B | Basic HMI Series



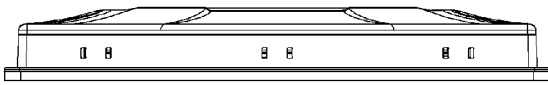
## 10.1" Touchscreen HMI



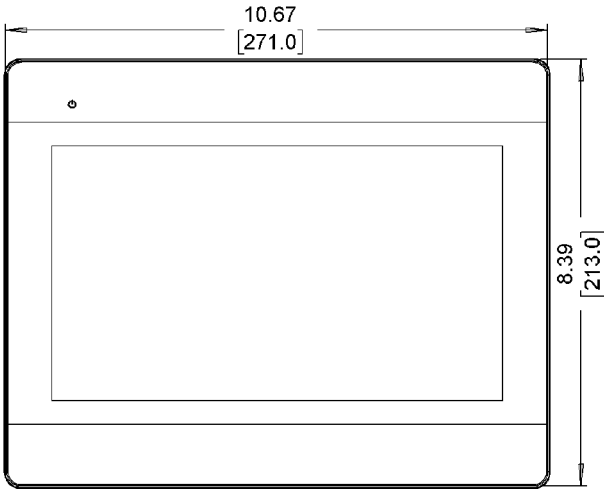
- Security, Datalogging
- Trends, Plots
- Pass through mode
- Macros
- Serial & Ethernet



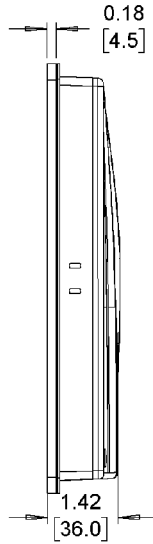
<b>System</b>	<b>CPU</b>	32-Bit RISC, 528 MHz
	<b>Memory (RAM)</b>	128 MB
	<b>Memory (Flash)</b>	128 MB
	<b>RTC</b>	Built-in
<b>I/O Ports</b>	<b>Serial</b>	1 x DE9P COM1: RS-232, COM3: RS-232* 1 x DE9S COM2: RS-485 2 or 4 wire, COM3: RS-485 2 wire
	<b>LAN</b>	1 x 10/100 Base-T RJ-45
	<b>CANbus</b>	N/A
	<b>USB Host</b>	1 x USB 2.0
	<b>USB Client</b>	N/A
	<b>Audio</b>	N/A
	<b>Video</b>	N/A
	<b>Wi-Fi</b>	N/A
	<b>HDMI®</b>	N/A
	<b>SD Card Slot</b>	N/A
	<b>Display</b>	<b>Display Type</b>
<b>Size (W x H)</b>		8.70 x 5.12 inches [221 x 130 mm]
<b>Resolution (pixels)</b>		1024 x 600
<b>Max. Colors</b>		16.7 M
<b>Luminance (cd/m²)</b>		350
<b>Viewing Angle (H°V°)</b>		160/140
<b>Contrast Ratio</b>		500:1
<b>Backlight Lifetime (hours)</b>		50,000+
<b>Touch Screen</b>	<b>Type</b>	4-wire resistive touch
	<b>Active Area Accuracy</b>	Length (X) ±2%, width (Y) ±2%
<b>Electrical</b>	<b>Input Voltage</b>	10.5 ~ 28.0 VDC
	<b>Input Current</b>	1.3 A @ 12 VDC, 650 mA @ 24 VDC
	<b>Input Power</b>	15.6 W
	<b>Power Isolation</b>	Built-in
	<b>Isolation Resistance</b>	Exceed 50 MΩ at 500VDC
<b>Mechanical</b>	<b>Enclosure</b>	Plastic, charcoal grey
	<b>PCB Coating</b>	N/A
	<b>Dimensions (W x H x D)</b>	10.67 x 8.39 x 1.44 inches [271 x 213 x 36.5 mm]
	<b>Net Weight</b>	Approx. 2.2 lbs. [1kg]
	<b>Mounting</b>	Panel mounting
<b>Environmental</b>	<b>Operating Temperature</b>	32° ~ 122°F (0° ~ 50°C)
	<b>Storage Temperature</b>	-4° ~ 140°F (-20° ~ 60°C)
	<b>Relative Humidity</b>	10% ~ 90% (non-condensing)
	<b>Vibration Endurance</b>	10 to 25 Hz (X, Y, Z direction, 2G, 30 minutes)
	<b>Ratings</b>	NEMA 4, IP65 compliant front panel
	<b>Certifications</b>	CE, RoHS
<b>Software</b>	EasyBuilder Pro (v6.00.01.174 or later)	
<b>Notes</b>	*RTS/CTS cannot be used for COM1 RS-232 while COM3 RS-232 is in use. Specifications subject to change without notice	



Top View

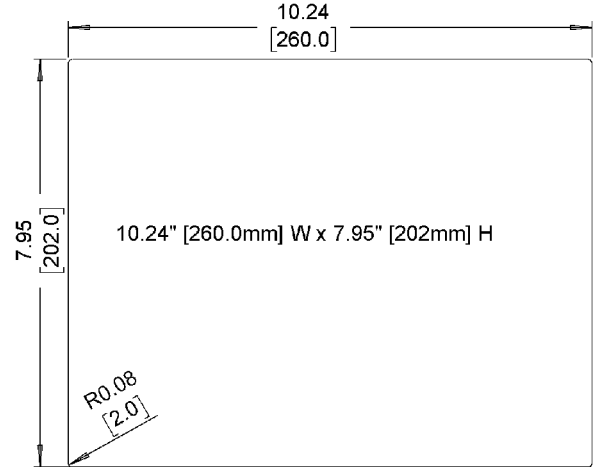


Front View

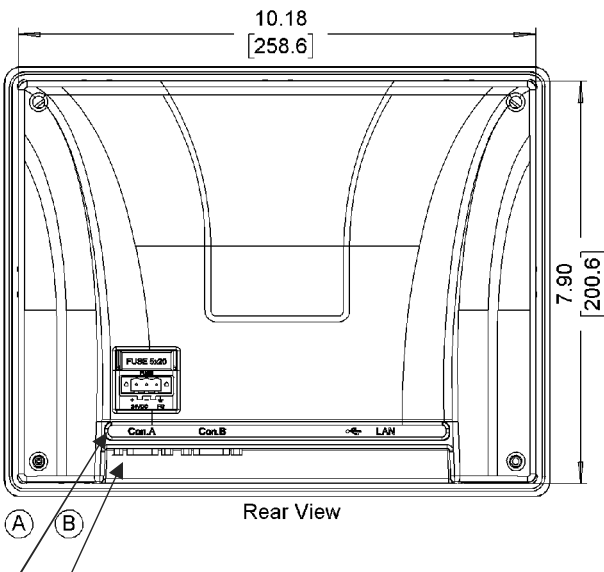


Side View

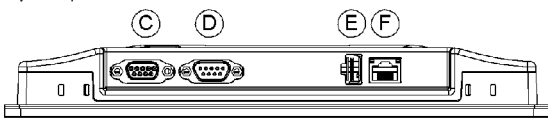
Dimensions are in inches [mm]



Cutout Dimensions



Rear View



Bottom View

- A Fuse
- B Power Connector
- C COM Port DE9S
- D COM Port DE9P
- E USB 2.0 Host Port
- F Ethernet Port